



Roof

Windtight and rainproof on the outside

Bonding woodfibre boards



Requirements for secure bonding:


- The substrate must be sustainable, swept clean and free of ice. It must not be adhesive-repellent



To create extreme adhesion:

- Shake high-performance primer Docks skin
- Apply a covering coat (a)
- Depending on the temperature and substrate wait 5 - 20 minutes until Docks skin is **transparent** and **sticky** (b)

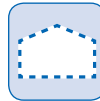
Joint, valley, roof ridge




- Prime with Docks skin
- Apply Wigluv in the middle, align

How it should look:

- Valley, ridge and joint are sealed windtightly with Docks skin and Wigluv 100 or 150



Covering membrane



- 1
- Prime woodfibre board with Docks skin
 - Apply Wigluv in the middle, align
 - Remove both backing strips simultaneously, press on

How it should look:

- The transfer area between the covering membrane and the woodfibre board is sealed windtightly with Docks skin and Wigluv 100



Docks skin®

P. 119

Wigluv® 100 & 150

P. 122



Roof

Windtight and rainproof on the outside

Penetration




- Prime with Dockskin
- Starting at the bottom and working upwards, cut Wigluv at both ends with approx. 5 cm excess
- Bond half of Wigluv onto the penetration and then half onto the woodfibre board



- Cut into the excess bisecting the angle and fold over
- **Do not apply the knife right in the corner!**



- **Starting at the bottom and working upwards:** repeat on each side



How it should look:

- The penetration is sealed windtightly with Dockskin and Wigluv 100



Windtight and rainproof on the outside

Skylight



- Prime with Docks skin
- **Starting at the bottom and working upwards:** cut Wigluv to length with approx. 5 cm excess at both ends
- Bond half of Wigluv onto the frame and then half onto the woodfibre board



- Cut into the excess bisecting the angle and fold over
- **Cut just short of the corner!**



- **Starting at the bottom and working upwards:**
Repeat on each side



How it should look:

- The skylight is sealed windtightly with Docks skin and Wigluv 150